




How to Make a Lesson Plan

Think....

What is a lesson plan?



What is a Lesson Plan


- A teacher's detailed **DESCRIPTION OF THE COURSE** of instruction of an individual lesson. –wikipedia dictionaries
- A lesson plan is a **WRITTEN GUIDE** for trainers plans in order to achieve the intended learning outcomes. It provides specific **DEFINITION AND DIRECTION** on learning objectives, equipment, instructional media material requirements, and conduct of the training. –education dictionaries





Think....

What is the purpose of a lesson plan?





COMMUNICATE to... YOU



Think....

What to consider when writing a lesson plan?





What to consider when writing a lesson plan

Know your Students	<ul style="list-style-type: none">•Ability and interest level•Backgrounds•Attention spans•Ability to work together in groups•Prior knowledge and learning experiences•Special needs or accommodations•Learning preferences
Know the Content	<ul style="list-style-type: none">•Subject matter that you will be teaching•State/school district curriculum guidelines•National/state curriculum standards
Know the instructional materials	<ul style="list-style-type: none">•Technology, software, audio/visuals, teacher mentors, community resources, equipment, library resources, local guest speakers, etc.

What to consider when designing a lesson plan

Know your Students

- Ability and interest levels
- Backgrounds
- Attention spans
- Ability to work together in groups
- Prior knowledge and learning experiences
- Special needs or accommodations
- Learning preferences



What to consider when designing a lesson plan

Know the Content

- Subject matter that you will be teaching
- state/school district curriculum guidelines
- National/state curriculum standards



What to consider when designing a lesson plan

Know the Materials

- Technology
- Software
- Audio/visuals
- Teacher mentors
- Community resources
- Equipment
- Library resources
- Local guest speakers





Key Components of a Lesson Plan

Profile, objectives, materials/equipments, procedure, assessment



Key components of a Lesson Plan

Profile

- Basic information about the lesson
 - Name of lesson
 - Contributor
 - Subject
 - Grade level
 - Instructional settings: small group, whole class
 - General description of lesson
 - standards



Key Components of a lesson Plan


Objectives

- Determine what you want students to learn and be able to do
- Focus on the CONCEPT or SKILL which you intend to teach
 - i.e. organize, design and prototype content-rich web sites that are easy to navigate and search



Think....

The types of instructional Materials



Key components of a lesson plan

Materials/Equipment


- Powerpoint presentations (visual aids)
- Text books
- Journal articles
- Multimedia materials: instructional video or audio
- Job-aid
- Rubric
- Checklist





Think....

The equipment available for the instructor



Key components of a lesson plan

Materials/Equipment

- Software applications
 - Ppt
 - Media player
- Computer equipment
 - Computer
 - Internet connection
- Video equipment
 - projector



Key components of a lesson Plan

Procedure

- Outlining the STEPS of the teaching process
 - Useful instructional strategies
 - Using the appropriate techniques in your lesson plan



Key Components of a lesson plan

Assessment


- Assess the **OUTCOME** and to what extent the objectives were achieved
- Ensure the assessment activity is directly and explicitly tied to the stated **OBJECTIVES**
- Take time to **REFLECT UPON THE RESULT**, and **REVISE** the lesson plan accordingly





Think....

The assessment activities available for the instructor



Key Components of a lesson plan

Assessment

- Some commonly used assessment activities:
 - Quizzes
 - Tests
 - Independently performed worksheets
 - Cooperative learning activities
 - Hands-on experiments
 - Oral discussion
 - Question-and-answer sessions





AND...

**Take time to reflect upon the result, and
revise the lesson plan accordingly**