

Today's Topic

is

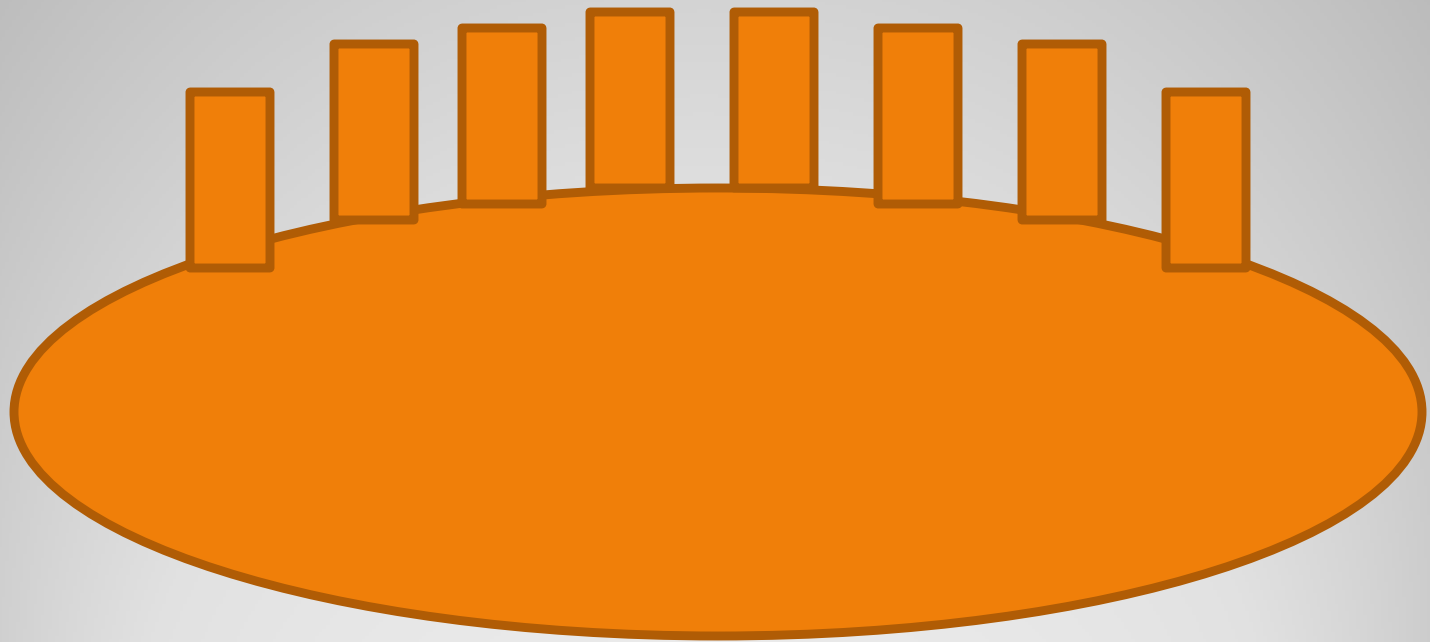
_____ Build boy

- <http://www.youtube.com/watch?v=RVy7DLMIqh8>


It Looked Like Spilt Milk
by. Charles G. Shaw

- Write down the first thing that you think of when you see the image

What do you See?



1- What do you See?



2- What do you see?




3- What do you See?



4- What do you See?


5-Wing



6- What do you See?



7- What do you See?



8- What do you See?

Does a different angle or perspective make a difference?

The Little Boy Story

- Make the shapes into some thing

Unfinished Pictures

- At age 3, he took an avid interest in music and was already able to detect a note that was slightly off pitch. At age 5, he wrote short piano pieces, and at age 7, he wrote his first sonatas. At age 8, he wrote his first symphony. He never attended school and he died in poverty.
- Who was he?

Guess Who?

- As a baby, she entertained her family by dancing to any music she heard. At age 6 she collected a group of babies in the neighborhood and taught them to wave their arms as if in a school of dance. Pretending to be 16 when she was only 10, she organized and led dance classes in the homes of wealthy Californians.
- Who was she?

Guess who?

- Not all children will grow up to be a Mozart, Duncan, Shakespeare, or Einstein
- But, there are some steps a teacher might take to strengthen and help develop a child's creativity

- Allow the child's freedom to develop creativity
- Avoid constant adult supervision and control

1- Relax the Controls

- See the product through to completion
- Albert Einstein claimed that he actually had no specific talent, that it was just his “obsession and dogged endurance” that helped him arrive at his world-changing ideas

2- Inspire Perseverance

- Creative children often do not fall into social norms. They will want to know how and why things work and look for a different way to do things
- They often have a typical methods of thinking

3-Tolerate Differences

- Creative children are often not viewed positively by teachers and peers
- Support the child and help to build his/her self-esteem

4- Be the Child's Advocate

- Provide a stimulating environment with lots of tools for creative work
- Expose them to others' creative works

5- Provide a Creative Environment

- List 3 ways that you express your creativity
- Share

Creativity interview

- Make 4 thumb prints on paper
- Using markers, crayons, or colored pencils, turn these thumb prints into anything you want (tree, flower, bear, monkey, boy, girl, creature, car, etc.)

Thumbies

- Now create a STORY using the 4 thumbies you just created
- It needs to be 3-5 paragraphs long
- It should have 3-5 sentences in each paragraph
- The grammar and spelling should be correct
- It needs to be descriptive
- It needs to have a plot, learning activity or theme

Thumbies